

# DLTK's Bible Activities for Kids

## Itsy Bitsy Prayer Book

*Contributed by Leanne Guenther*

Print and color this cute little Lord's Prayer booklet. The printable templates are at the bottom of this page.

### Materials:


- paper
- printer
- scissors
- something to colour with

### Instructions:


Assembly sounds harder than it is. Once you've done it once, it all makes a lot more sense and you can whip these Itsy Bitsy Books up quickly... it's nice that there are no staples or glue required.

The photos are actually for the [Itsy Bitsy shapes books](#) on the KidZone site, but the assembly works the same for this book.


- Cut around the outside dotted line.



- Fold in half along the center solid line, so you can still read the words.




- Cut along the dotted line in the center.




- Fold each side in half again along the solid lines so you end up with a "fan fold".




- Fold in half.
- THEN
- Unfold everything!



- Fold in half lengthwise so you can see a long strip of images on both sides.



- Hold each end of the booklet and push together so the title page and back page are in place.



- Crease firmly to finish the booklet.

